








CAPACITY CHART

Function Rooms / Room Layout	U-Shape	Classroom	Boardroom	Theatre	Cluster	Buffet	Cocktail
							
Chancery	26	26	24	50	25-30	20-30	25-30
Tanglin	26	26	24	50	25-30	20-30	25-30
Cuscaden	26	32	24	60	25-30	30-40	30-40
Orchard	26	32	24	60	25-30	30-40	30-40
Newton	32	40	34	70	35-42	50-60	40-50
Claymore	32	40	34	70	35-45	50-60	40-50
Scotts Suite	28	36	24	80	42-56	60-100	60-100
Ardmore Suite	30	40	26	80	35-40	40-50	50-60
Balmoral Hall	50	80	40	160	90-100	110-120	180-200
Corporate Suite	-	-	10	-	-	-	-